



Primary 1

Literacy and Numeracy

Tuesday 5th September 2023



Agenda

Welcome Mrs Johnston

Literacy Miss Wilson

Numeracy Mrs Walker

Youth, Family & Community Learning
Myra Robertson



Literacy

Curriculum for Excellence

- 0-3 Curriculum
- Early Level - continuation from Nursery

Curricular Areas

- Listening and Talking
- Reading
- Writing


Play opportunities and direct teaching time

Literacy

How to support listening skills

Listening and Talking


- Modelling good listening skills, e.g. eye contact.
- Creating opportunities to listen to stories and other texts.
- Encouraging children to listen to each other's ideas and opinions.
- Creating opportunities to practice active listening skills, such as retelling what they have heard.



Literacy

How to support talking skills

Listening and Talking



- Modelling good talking skills by speaking clearly, using appropriate language and making eye contact.
- Encouraging children to share their ideas and opinions.
- Creating opportunities to practise speaking skills, such as encouraging them to answer questions in full sentences - not one-word answers.



Literacy



Reading

- Active Literacy programme.
- Taught through a process of guided reading using a variety of quality, short texts.
- Books are colour banded.
- Wordless books (Lilac) - books with words - skinny novels - novels.
- Sent home as part of homework.
- Linked to phonics and spelling taught in class.





Literacy

Supporting reading at home

- Make it fun!
- Join the library.
- Always carry a book.
- Listen to audio books.
- Read book sent home daily with child.
- Add reading time to calendar.
- Apps and websites.



Literacy

Handwriting

- Need skills before they can write.
- Skills contribute to child's ability to hold and use a pencil, draw, write, copy and colour.
- Include: hand and finger strength, hand/eye co-ordination, upper body strength, hand visual perception.
- Pre-writing booklet from OT.

Literacy

- School uses the Active Literacy programme for spelling.
- Stage 1 in P1.
- Taught strategies to spell.
- Children will consolidate learning through, writing tasks, reading and in homework.

Spelling

Phonics

Tricky Words

Common Words



Literacy

Phonics

- Children will be taught phonemes (letter sounds) and spelling words in class.
- Letter formation and word building.
- Work through single sounds first – school assessment to determine if support required.



Magnetic boards, songs, actions, props, games, sensory activities, play!

Literacy

Writing

- Links to other areas of literacy.
- Different genres.
- Daily writing opportunities.
- Drawing club.



Have fun!



Literacy

How to support Writing at home

- Encourage to 'write' stories, shopping lists, birthday cards, write about models they have built, draw pictures and 'label.'
- Display child's writing at home.
- Look for letters when out and about on signs etc.
- Use sand, shaving foam, chalk and paint to practise spelling and formation.

Numeracy



How do we teach Numeracy in Primary 1?

- Play Based opportunities
- Teaching Time
- Outdoor Learning.
- Number Talks sessions
- Build on experiences from Nursery.



Numeracy



Key Learning Areas

Teaching

- Our main resource for teaching number in the Early years is using 'Maths Recovery'.
- Links in well with the Play Pedagogy we use in infants.

2 Key Focus Areas

- Number Words and Numerals
- Structure of Numbers



Number Words and Numerals



What does this mean?

Key Ideas

- Numbers - ideas or concepts of number - 'sixness'
- Number Words - the name for numbers, spoken or heard word
- Numerals- written symbols for numbers e.g 6,7

Number Sequences

- Understanding of number sequences going forward and backwards.
- Opportunities to identify, recognise, sequence, order locate and write numbers.



Number Words and Numerals



Key to make the link
between digit, number
word and amount

Numbers, words and dots number tracks 1-20

1	2	3	4	5	6	7	8	9	10
one	two	three	four	five	six	seven	eight	nine	ten

Structure of Number



Focus on how numbers are made.

Progression

- Structure of numbers 1-5
- Structure of numbers 1 to 10
- Structure of numbers 1 to 20

Patterns

- Finger patterns
- Domino patterns
- Five frame
- 10 frames



Finger Patterns

Fluently add and subtract
within 5.



Finger Patterns

Finger Patterns are early stage of
structure of numbers


Growing
Throwing
How do you make?



Domino/Dice Patterns

Subitising

- Knowing the patterns are an arrangement of numbers.
- Knowing it immediately.
- Recognising amount without counting.





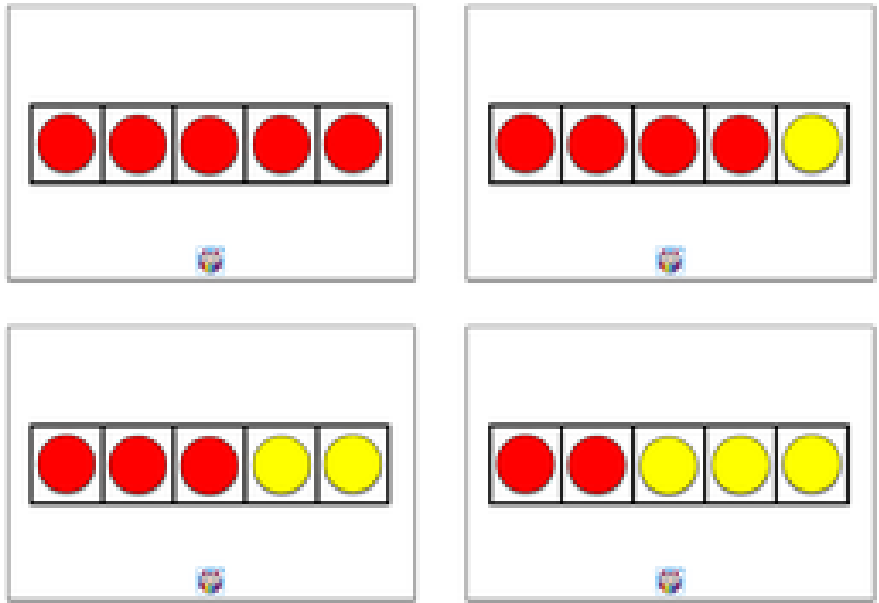
Five Frame and Ten Frame

So many ways to use these!

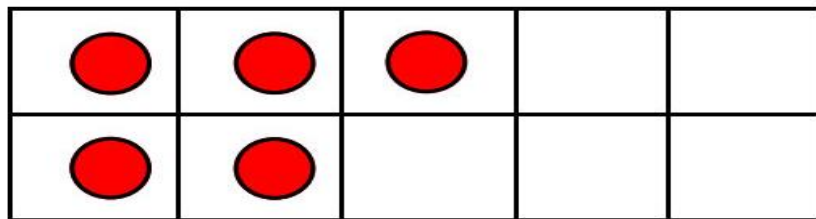
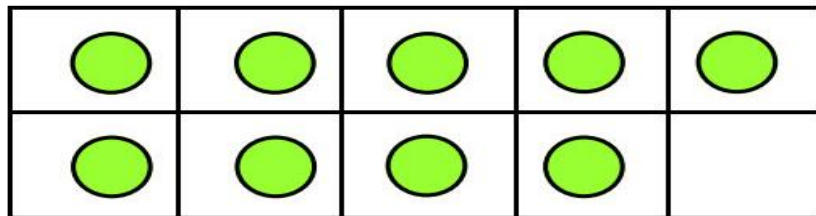
How many dots do you see?

How do you see them?

- Start with how to structure 5.
- Once confident in 5 move on to look at structure of numbers to 10.
- Once pupils are confident in Number words and numerals and structure of numbers, we then begin to look at counting, addition and subtraction.



Ten Frames





Home Learning Maths Packs

Home Learning Packs to support numeracy activities at home

Variety of numeracy resources that can support learning at home as part of homework and other activities

- Pupils bring back and forth between school and can also use in classroom.

Growth Mindset

Crucial to pupil learning in Numeracy!

THE POWER OF YET!

